



68 Series

Strength Equipment






Natural Movement

• • •

Replicate the body's natural movement to tone muscles and reduces stress on joints.




STRENGTH DISTRIBUTION




Distribute strength with natural movement,
offer a safe and effective workout.



**Adjustable
aluminum pin**



**Beautiful,
durable and
colorful
forever**



BIOMECHANICS SEATS

Separated seat and back cushion structure can support the spine and self-adjust to form with the body.






Comfortable Handle

Balance Structure makes movement more effective and comfortable
Stainless steel gives the high touchable feeling





WELDING UNIT GROUP




Automatically welding technologies including double-slide table welding group, cluster welding group, double-station welding group



SMOOTH FORCE

SMOOTH
FORCE



Use PA steel cables made in Japan, provide smooth and safe force
Loading 700,000 times with huge weights




Path of motion

Precise and particular movement tracks of equipment. protects joints when user is working out.

Load distribution

Optimal load distribution of equipment is acquired by testing users at different figures and researching follow-up analysis. So load is distributed according to movement tracks which is convenient to users.



Smooth traction

Pulley with self-lubricating PA material, low friction and long life use.

Biomechanics chair

Ergonomics chair and two-piece back design help user get the right posture during exercise .

Seat mat of Dual-rail and fixed design is stable comfortable and durable.



Perfect handlebar

New handlebar design distributes loads lancey, making exercise more effective and comfortable. Chromium plating surface is easy to grip tightly, avoiding sideslip.



